



Pediatrics

Medical Billing & Credentialing Analysis & Discovery



Apple Billing and Credentialing

5 Concourse Pkwy #3000

The Queen Building Atlanta, GA 30328

Phone: 833 368 7772 | Fax: 404 600 1099

Practice Information

Pediatrics



Providers

Provider 1

Provider 2



Practice Performance



\$778K

Total
Payments 2023



\$2.4M

Total
Charges 2023



\$1.6M

Total Insurance AR
on 06/10/2024



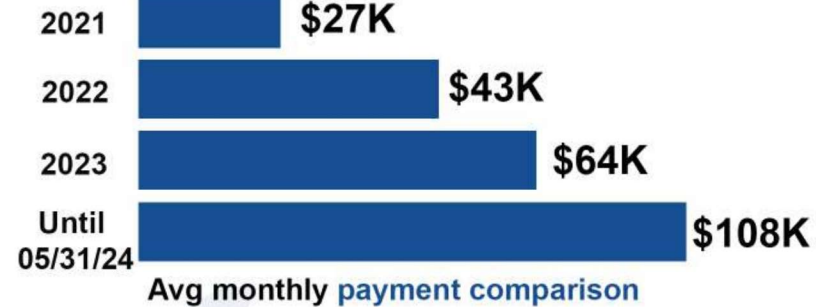
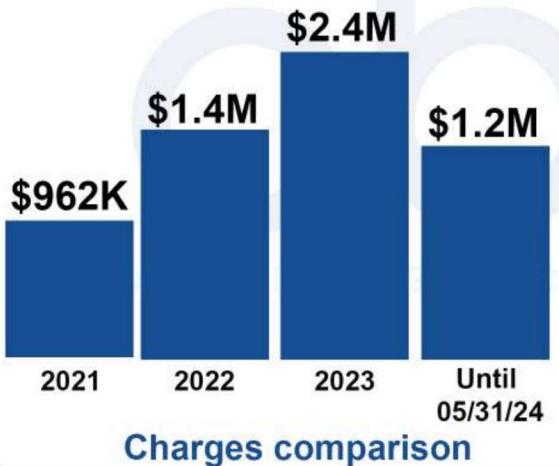
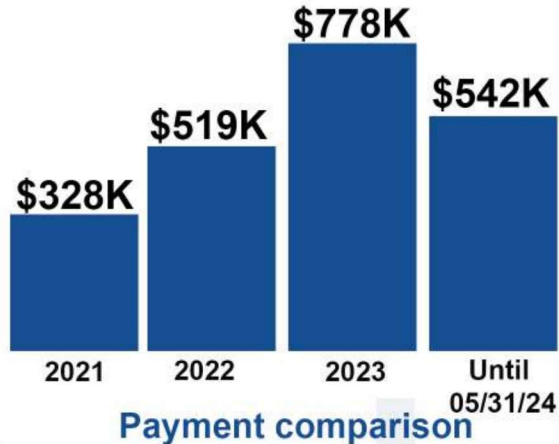
\$723K

Insurance
Payments 2023



\$55K

Patient
Payments 2023



■ Cigna ■ Ambetter ■ OSCAR



Top Services 2023

CPT - 99214

Level 4 Office
subsequent care

4,315 Units

\$292K Payments

CPT - 36415

Routine Venipuncture

3,148 Units

\$6K Payments

CPT - 99215

Level 5 Office
subsequent care

2,059 Units

\$184K Payments

Pediatrics

1. A total of 3,626 appointments were found without claims since 2021. Among these, 777 appointments were in 2023 and 953 appointments were in 2024.
2. Late claim creation is a significant issue: 1996 line items in outstanding AR were created 90+ days after DOS worth \$257K. Most of the claims may exceed the timely filing limits. Ex: Chart#5287 DOS 06/28/2023 created on 03/15/2024, Chart#5723 DOS 08/07/2023 created on 11/13/2023.
3. A total claims worth of \$527K have been adjusted in 2023 under the 'WRITE OFF - INSURANCE' code. However, some of the claims denied due to timely filing, bundled, coverage terminated, and MR required claims were also adjusted as 'WRITE OFF - INSURANCE', without taking the step for the denial. Ex: Chart#7851 - DOS 03/23/2023, Chart#8374 - DOS 07/14/2023, Chart#514 - DOS 04/28/2023, Chart#8019 - DOS 04/12/2023
4. ERA/EFT Activation has not been completed for Oscar, Ambetter, Humana, WellCare and PSHP insurances. Oscar and Ambetter are topmost payers in 2023 & 2024.
5. No follow-up and denial management. No denial or follow-up notes maintained. Ex: Chart#4427 DOS 07/31/2023, Chart#5688 DOS 08/28/2023
6. \$21K worth of claims were adjusted as timely filing in 2023 due to late charges
7. Claims worth \$12K (50-line items) from DOS 07/05/2023 are yet to be submitted. Ex: Chart#7077 DOS 09/16/2022, Chart#7502 DOS 01/17/2024.
8. 31 rejections are yet to be worked out. Ex: Chart# 4427 DOS 06/29/2022, Chart# 159 DOS 01/02/2023
9. The claims were not submitted on a daily basis.
10. Average inflation is 1.4 times of the Medicare allowed amount in 2023.
11. A standard fee schedule is followed for all payers which may lead to revenue loss.
12. No sign of instant patient statement submission. Statements were not sent regularly.

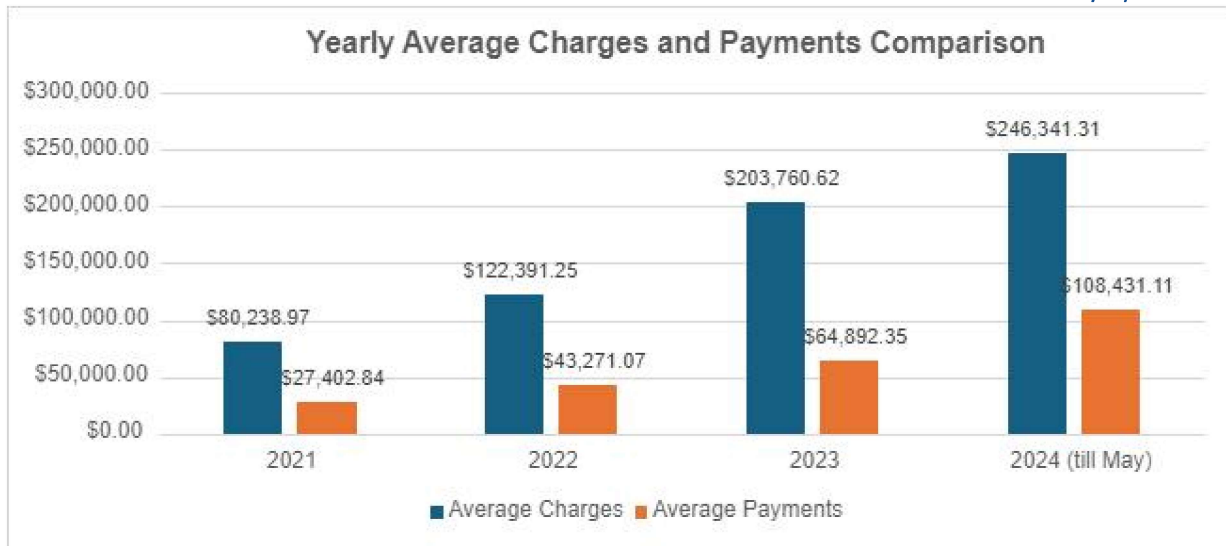
Yearly Charges and Payments comparison:

Year	Charges	Payments	Adjustments	Collection rate
2021	\$962,867.58	\$328,834.10	\$362,943.71	34.15%
2022	\$1,468,695.02	\$519,252.85	\$466,463.82	35.35%
2023	\$2,445,127.48	\$778,708.17	\$715,883.96	31.85%
01/01/2024 - 05/31/2024	\$1,231,706.56	\$542,155.57	\$410,864.56	44.02%



Yearly Average Charges and Payment Comparison:

Year	Average Charges	Average Payments
2021	\$80,238.97	\$27,402.84
2022	\$122,391.25	\$43,271.07
2023	\$203,760.62	\$64,892.35
2024 (till May)	\$246,341.31	\$108,431.11



Monthly Charges and Payment Comparison - 2023:

Month	Charges	Payments	Adjustments
January	\$116,312.78	\$60,636.44	\$35,506.35
February	\$86,659.96	\$14,078.74	\$6,107.13
March	\$168,708.36	\$35,998.46	\$27,850.42
April	\$336,576.06	\$33,773.12	\$163,658.86
May	\$85,299.13	\$45,762.47	\$57,029.94
June	\$117,689.36	\$89,346.76	\$42,456.29
July	\$253,166.15	\$66,631.60	\$55,938.84
August	\$238,624.92	\$131,057.84	\$74,212.31
September	\$240,320.16	\$44,315.14	\$43,237.84
October	\$370,801.96	\$76,052.38	\$71,973.57
November	\$219,147.28	\$132,302.53	\$101,831.64
December	\$211,821.36	\$48,752.69	\$36,080.77
Total	\$2,445,127.48	\$778,708.17	\$715,883.96

Monthly Charges and Payment Summary - 2024:

Month	Charges	Payments	Adjustments
January	\$272,237.23	\$120,440.48	\$89,191.19
February	\$218,112.81	\$96,788.81	\$62,891.45
March	\$252,803.10	\$96,495.57	\$72,376.77
April	\$203,963.03	\$148,358.19	\$98,240.67
May	\$284,590.39	\$80,072.52	\$88,164.48
Total	\$1,231,706.56	\$542,155.57	\$410,864.56

Charges and Payment Summary - Provider wise - 2023:

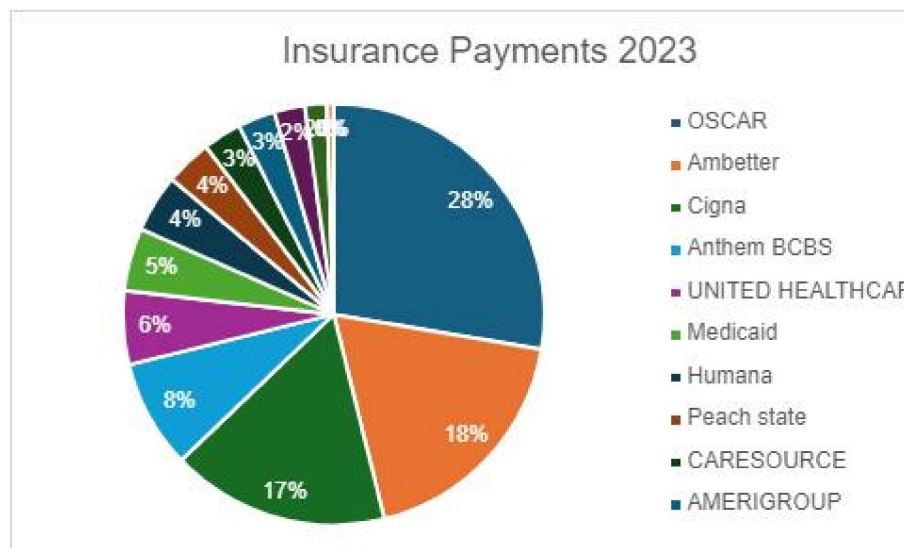
Month	Provider 1			Provider 2		
	Charges	Payments	Adjustments	Charges	Payments	Adjustments
January	\$3,010.69	\$2,312.98	\$736.11	\$113,302.09	\$58,323.46	\$34,770.24
February	\$1,744.54	\$165.47	\$3.19	\$84,915.42	\$13,913.27	\$6,103.94
March	\$544.19	\$539.90	\$479.49	\$168,164.17	\$35,458.56	\$27,370.93
April	\$1,808.90	\$3.05	\$7,887.12	\$334,767.16	\$33,770.07	\$155,771.74
May	\$0.00	\$386.39	\$211.99	\$85,299.13	\$45,376.08	\$56,817.95
June	\$0.00	\$21.82	\$231.93	\$117,689.36	\$89,368.58	\$42,224.36
July	\$0.00	\$278.03	\$318.81	\$253,166.15	\$66,353.57	\$55,620.03
August	\$0.00	\$75.33	\$0.00	\$238,624.92	\$130,982.51	\$74,212.31
September	\$0.00	\$0.00	\$377.73	\$240,320.16	\$44,315.14	\$42,860.11
October	\$621.00	\$0.00	\$0.00	\$370,180.96	\$76,052.38	\$71,973.57
November	\$225.14	\$487.09	\$826.91	\$218,922.14	\$131,815.44	\$101,004.73
December	\$392.26	\$261.13	\$131.13	\$211,429.10	\$48,491.56	\$35,949.64
Total	\$8,346.72	\$4,487.55	\$11,204.41	\$2,436,780.76	\$774,220.62	\$704,679.55

Charges and Payment Summary - Provider wise - 2024:

Month	Provider 1			Provider 2		
	Charges	Payments	Adjustments	Charges	Payments	Adjustments
January	\$45.00	\$165.47	\$59.67	\$272,192.23	\$120,275.01	\$89,131.52
February	\$920.00	\$191.36	\$728.64	\$217,192.81	\$96,597.45	\$62,162.81
March	\$0.00	\$0.00	\$0.00	\$252,803.10	\$96,495.57	\$72,376.77
April	\$0.00	\$25.95	\$354.64	\$203,963.03	\$148,332.24	\$97,886.03
May	\$418.21	\$516.95	\$0.00	\$284,172.18	\$79,555.57	\$88,164.48
Total	\$1,383.21	\$899.73	\$1,142.95	\$1,230,323.35	\$541,255.84	\$409,721.61

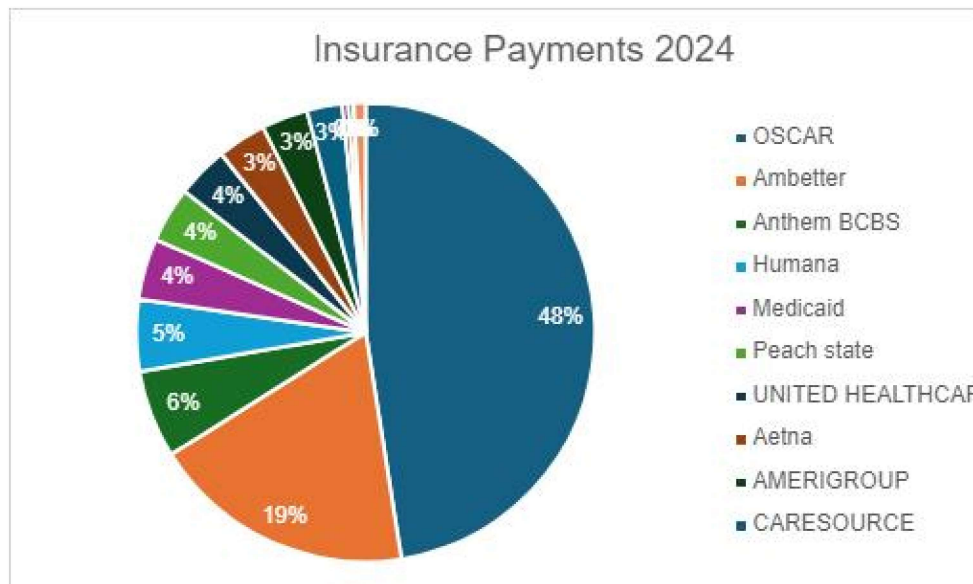
Payer Mix summary - 2023

Payer Name	Payments
Oscar	\$250,331.38
Ambetter	\$167,213.90
Cigna	\$151,329.18
Anthem BCBS	\$75,177.73
Untied Healthcare	\$50,990.52
Medicaid	\$43,817.82
Humana	\$40,142.94
Peach state	\$32,160.13
Caresource	\$26,777.22
Amerigroup	\$25,870.69
Aetna	\$21,356.04
Medicare	\$15,269.97
Wellcare	\$0.00
Others	\$4,631.61
Total	\$905,069.13



Payer Mix summary - 2024 (Upto May 2024)

Payer Name	Payments
Oscar	\$154,523.21
Ambetter	\$60,361.76
Anthem BCBS	\$20,107.13
Humana	\$16,453.74
Medicaid	\$14,015.61
Peach state	\$12,662.36
Untied Healthcare	\$11,800.84
Aetna	\$11,273.79
Amerigroup	\$10,568.73
Caresource	\$8,142.55
Medicare	\$1,343.95
Cigna	\$1,238.03
Wellcare	\$0.00
Others	\$2,710.20
Total	\$325,201.90



ERA/EFT:

Payer Name	ERA	EFT
Oscar	No	No
Ambetter	No	No
Humana	No	No
Peach state	No	No
Caresource	No	No
Wellcare	No	No
Anthem BCBS	Yes	Yes
Medicaid	Yes	Yes
Untied Healthcare	Yes	Yes
Aetna	Yes	Yes
Amerigroup	Yes	Yes
Medicare	Yes	Yes
Cigna	Yes	Yes

CPT Production – 2023:

CPT code	Description	Units	Charges	Payments
99214	Office/outpatient visit est	4,315	\$712,680.00	\$292,029.30
36415	Routine venipuncture	3,148	\$62,950.00	\$6,176.90
99215	Office/outpatient visit est	2,059	\$456,752.52	\$184,065.47
99401	Preventive counseling indiv	1,637	\$97,620.12	\$15,576.69
93000	Electrocardiogram complete	1,083	\$28,087.90	\$10,600.37
99205	Office/outpatient visit new	994	\$312,641.71	\$101,696.41
95165	Antigen therapy services	500	\$419,414.80	\$185,184.40
99385	Prev visit new age 18-39	226	\$44,661.12	\$15,627.96
95004	Percutaneous test w/ allergenic ext	209	\$231,228.00	\$40,715.41
99396	Prev visit est age 40-64	196	\$29,400.00	\$12,169.46
99386	Prev visit new age 40-64	183	\$36,137.78	\$13,750.23
96372	Ther/proph/diag inj sc/im	182	\$3,936.66	\$1,161.87
99395	Prev visit est age 18-39	115	\$21,838.98	\$7,682.29
99406	Behav chng smoking 3-10 min	60	\$1,395.00	\$234.77
99397	Per pm reeval est pat 65+ yr	53	\$10,153.21	\$3,496.66
G0438	Annual wellnes vst; persnl pps init	47	\$12,174.88	\$1,624.99
G0444	Annual depression screening 15 min	46	\$1,268.22	\$357.70
G0439	Annual wellness vst; pps subsqt vst	42	\$7,381.08	\$1,194.42
99387	Init pm e/m new pat 65+ yrs	37	\$7,377.06	\$2,495.25
87880	Strep a assay w/optic	34	\$1,410.00	\$265.53
99213	Office/outpatient visit est	32	\$3,650.88	\$1,029.23
96127	Behavioral assessment	28	\$2,450.00	\$92.48
95117	Immunotherapy injections	22	\$356.40	\$76.01
99384	Prev visit new age 12-17	20	\$3,988.22	\$807.49

CPT code	Description	Units	Charges	Payments
99173	Visual acuity screen	19	\$830.00	\$115.00
99204	Office/outpatient visit new	17	\$4,256.46	\$1,674.15
99394	Prev visit est age 12-17	17	\$3,256.69	\$1,286.29
99212	Office/outpatient visit est	16	\$1,107.20	\$533.14
87635	Covid dna/rna test	15	\$1,500.00	\$156.18
99383	Prev visit new age 5-11	14	\$2,100.00	\$549.50
92551	Pure tone hearing test air	8	\$330.00	\$74.10
99000	Specimen handling office-lab	8	\$200.00	\$0.00
95115	Immunotherapy one injection	7	\$98.28	\$54.67
87426	Covid antigen rapid	6	\$900.00	\$1.18
99393	Prev visit est age 5-11	5	\$957.85	\$546.23
99407	Behav chng smoking > 10 min	5	\$221.80	\$24.46
J1050	Provera 1 mg	5	\$70.02	\$50.01
81015	Microscopic exam of urine	4	\$150.00	\$3.44
99203	Office/outpatient visit new	4	\$655.40	\$236.32
81025	Urine pregnancy test	3	\$150.00	\$7.16
99211	Office/outpatient visit est	3	\$105.39	\$17.24
J1631	Inj haloperidol decanoate per 50 mg	3	\$25.00	\$0.00
Q0091	Scr pap smer; obtain prep& convy-lab	3	\$196.26	\$0.00
36410	Non-routine bl draw 3/> yrs	2	\$52.98	\$41.61
69210	Remove impacted ear wax uni	2	\$147.06	\$0.00
86769	Sars-cov-2 covid-19 antibody	2	\$200.00	\$0.00
99382	Init pm e/m new pat 1-4 yrs	2	\$400.00	\$101.14
J1885	Inj ketorolac tromethamine 15 mg to	2	\$55.00	\$0.39
J3420	Inj vit b-12 cynocoblmn to 1000 mcg	2	\$5.00	\$0.00
0202U	Infectious disease test	1	\$100.00	\$100.00
10060	Drainage of skin abscess	1	\$185.97	\$0.00
10140	Drainage of hematoma/fluid	1	\$262.17	\$99.50
36416	Capillary blood draw	1	\$50.00	\$0.00
82948	Reagent strip/blood glucose	1	\$5.00	\$3.35
84703	Chorionic gonadotropin assay	1	\$0.00	\$0.00
94010	Breathing capacity test	1	\$54.05	\$23.16
94664	Evaluate pt use of inhaler	1	\$25.40	\$0.00
99242	Office consultation	1	\$50.00	\$0.00
99455	Work related disability exam	1	\$0.00	\$0.00
G0101	Cerv/vag cancr scr;pelv&cln brst ex	1	\$61.10	\$0.00
J0401	Abilify maintena	1	\$5.70	\$1.14
J2425	Injection, palifermin, 50mcg	1	\$0.01	\$0.01
J2426	Inj paliperidone palm ext rlse 1 mg	1	\$5.00	\$4.00
J2794	Injection risperidone 0.5 mg	1	\$5.00	\$0.00
U0002	Rapid covid test	1	\$150.00	\$51.31
Total		15,458	\$2,527,884.33	\$903,865.97

CPT Production – 2024(Up to 06/10/2024):

CPT code	Description	Units	Charges	Payments
99214	Office/outpatient visit est	1,718	\$284,015.58	\$103,633.48
36415	Routine venipuncture	1,378	\$27,560.00	\$1,854.01
99215	Office/outpatient visit est	997	\$221,470.96	\$77,503.34
93000	Electrocardiogram complete	487	\$12,637.65	\$2,916.62
99205	Office/outpatient visit new	336	\$106,300.32	\$13,509.92
99401	Preventive counseling indiv	200	\$11,934.00	\$723.35
99386	Prev visit new age 40-64	187	\$37,284.06	\$9,823.73
95165	Antigen therapy services	172	\$143,500.00	\$79,788.25
99396	Prev visit est age 40-64	143	\$21,450.00	\$6,328.67
99385	Prev visit new age 18-39	131	\$26,118.78	\$4,860.73
96372	Ther/proph/diag inj sc/im	83	\$1,795.29	\$290.20
99395	Prev visit est age 18-39	76	\$14,559.32	\$3,286.49
99213	Office/outpatient visit est	70	\$7,986.30	\$2,553.82
95004	Percutaneous test w/ allergenic extract	49	\$44,781.00	\$10,807.61
99204	Office/outpatient visit new	36	\$9,013.68	\$1,569.50
99397	Per pm reeval est pat 65+ yr	33	\$6,321.81	\$1,329.78
99212	Office/outpatient visit est	32	\$2,214.40	\$411.29
99387	Init pm e/m new pat 65+ yrs	32	\$6,380.16	\$1,087.52
95117	Immunotherapy injections	27	\$437.40	\$236.77
G0444	Annual depression screening 15 min	25	\$689.25	\$97.69
96127	Behavioral assessment	19	\$1,300.00	\$104.10
87635	Covid dna/rna test	18	\$1,800.00	\$201.04
J1080	Inj testo cypionate 1 cc 200 mg	14	\$80.00	\$0.00
99406	Behav chng smoking 3-10 min	11	\$255.75	\$84.09
G0438	Annual wellnes vst; persnl pps init	11	\$2,849.44	\$0.00
G0439	Annual wellness vst; pps subsqt vst	11	\$1,933.14	\$198.56
99384	Prev visit new age 12-17	10	\$1,993.80	\$597.23
99394	Prev visit est age 12-17	9	\$1,724.13	\$730.76
99393	Prev visit est age 5-11	7	\$1,340.99	\$220.56
99173	Visual acuity screen	6	\$450.00	\$0.00
95115	Immunotherapy one injection	5	\$70.20	\$20.36
69210	Remove impacted ear wax uni	3	\$220.59	\$38.08
99203	Office/outpatient visit new	3	\$491.55	\$0.00
99383	Prev visit new age 5-11	3	\$200.00	\$119.00
87880	Strep a assay w/optic	2	\$100.00	\$18.55
J0558	Bicillin	2	\$0.00	\$0.00
J1071	Inj testosterone cypionate 1 mg	2	\$0.00	\$0.00
J1631	Inj haloperidol decanoate per 50 mg	2	\$0.00	\$0.00
J3420	Inj vit b-12 cynocoblmn to 1000 mcg	2	\$20.00	\$16.00
10060	Drainage of skin abscess	1	\$185.97	\$0.00
10120	Remove foreign body	1	\$232.97	\$0.00

CPT code	Description	Units	Charges	Payments
36416	Capillary blood draw	1	\$0.00	\$0.00
83013	H. Pylori; breath test	1	\$0.00	\$0.00
92551	Pure tone hearing test air	1	\$100.00	\$59.50
94640	Airway inhalation treatment	1	\$27.02	\$0.00
99382	Init pm e/m new pat 1-4 yrs	1	\$200.00	\$0.00
99407	Behav chng smoking > 10 min	1	\$44.36	\$0.00
99455	Work related disability exam	1	\$0.00	\$0.00
J1030	Inj methylprdnisolone actat 40 mg	1	\$0.00	\$0.00
J2794	Injection risperidone 0.5 mg	1	\$0.00	\$0.00
Total		6,363	\$1,002,069.87	\$325,020.60

Insurance AR:

Primary and Secondary Insurance AR						
As of 06/10/2024	0-30 Days	31-60 Days	61-90 Days	91-120 Days	>120 Days	Balance
	\$203,700.69	\$52,187.09	\$61,188.69	\$72,589.56	\$1,285,079.74	\$1,674,745.77

Above 60 days AR Details - Insurance Wise:

Above 60 days insurance details	
Insurance	AR Balance
Cigna PPO	\$313,130.68
Ambetter	\$170,054.72
Georgia Medicaid	\$156,971.92
Oscar	\$149,023.01
Georgia Medicare	\$143,733.95
United Healthcare	\$110,182.39
Georgia Blue Shield	\$104,564.13
Wellcare	\$72,440.63
Peach state Health Plan	\$58,743.03
Amerigroup Corporation	\$38,115.26
Humana	\$22,221.01
Aetna	\$20,046.68
Caresource of Georgia	\$19,491.23
Covid19 HRSA Uninsured Testing Fund	\$14,678.54
Tricare East	\$5,339.82
Tricare for Life	\$3,112.80
Others	\$17,008.19
Total	\$1,418,857.99

Patient AR :

Patient AR						
AS of 06/10/2024	0-30 Days	31-60 Days	61-90 Days	91-120 Days	>120 Days	Balance
	\$9,162.79	\$11,030.08	\$17,784.58	\$36,619.43	\$408,141.94	\$482,738.82
